

Flood detector 1W-UNI 3m

Water flood sensor – spot detector, 1-Wire UNI interface.

Water leak detection using four protruding pins on the sensor body. The attached 3m cable can be directly connected to a RJ11 port of Ares or Poseidon2 monitoring units.

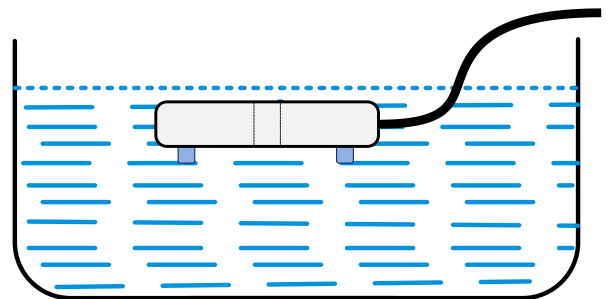
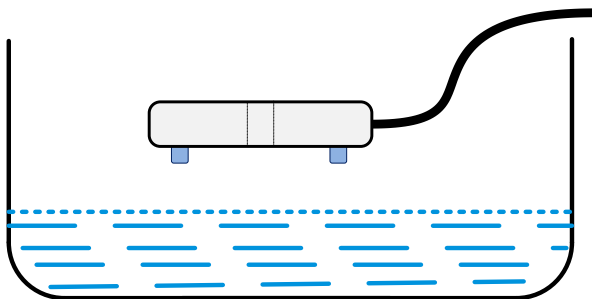
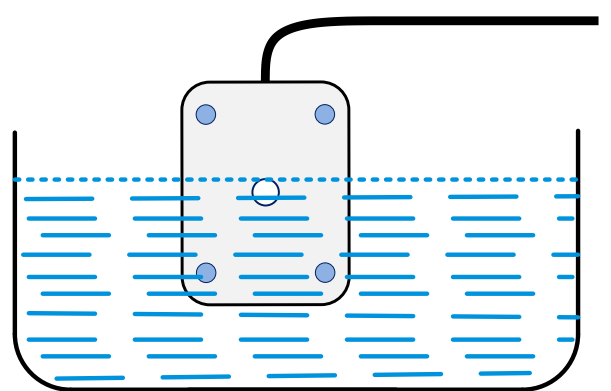
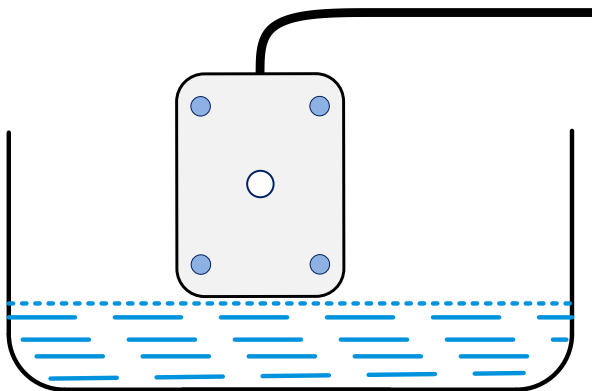
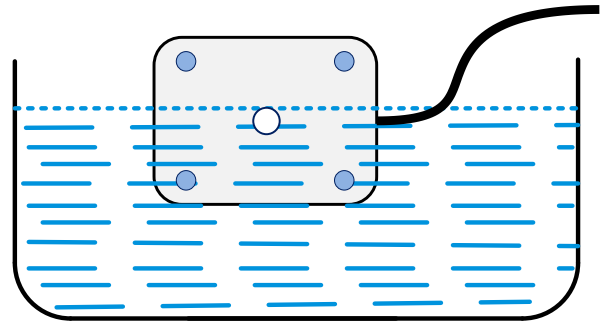
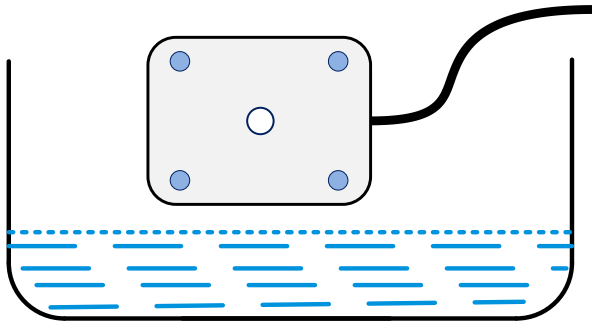
The water sensor can be left lying on the floor (on an electrically insulating surface), or attached to the floor or to a wall. Designed for flood detection, senses water and other electrically conductive liquids.



Specifications

Bus	
Type	1-Wire UNI
Supported	HWg-Ares, Poseidon2, Poseidon 2250, 4002
Output states	0 = OK, 1 = flood
Connector	1x RJ11 on a 3m cable
Power	Powered from the 1W-UNI (RJ11) bus
Power limits	One active port (RJ11 connector of a Poseidon or Ares unit) can power <u>max. 2 "Flood detector 1W-UNI 3m" sensors.</u> To boost the power, use our "1-Wire hub Power" powered hub.
Max. distance	60 m (from the Poseidon / Ares unit active port)
Sampling interval	Sensor status is sampled on the 1W-UNI bus every 1–3 seconds.
Physical characteristics	
Operating conditions	–25°C to +85°C (–13°F to +185°F) / 5 to 90 % relative humidity
Mounting hole	1x Ø4 [mm]
Water resistance	IP67 – Sensor can be submerged in water
Dimensions / mass	36 x 50 x 22 [mm] / 80 g

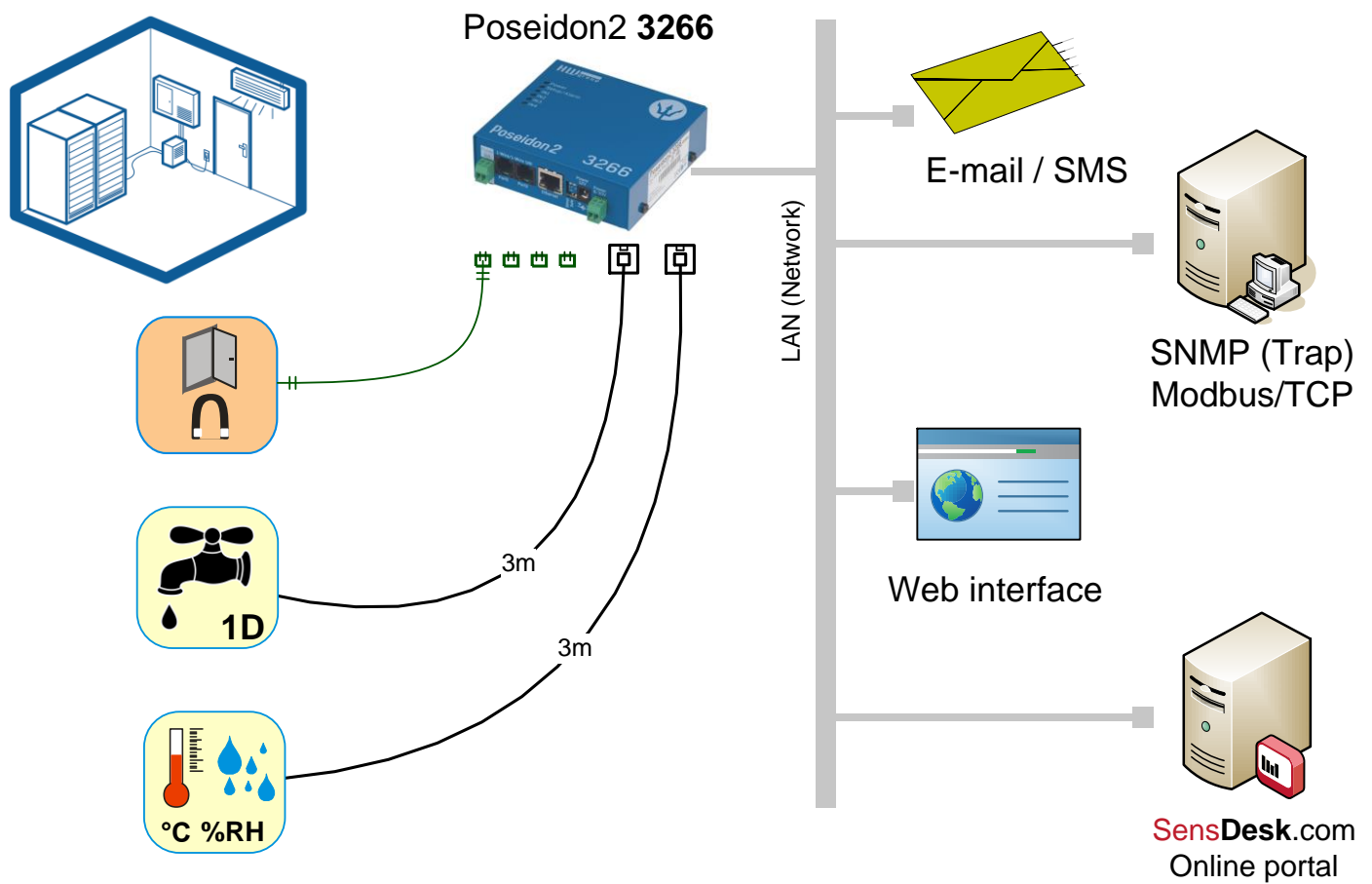
Mounting



Output states: **0** [WLD] : No flood
 1 [WLD] : Flooded

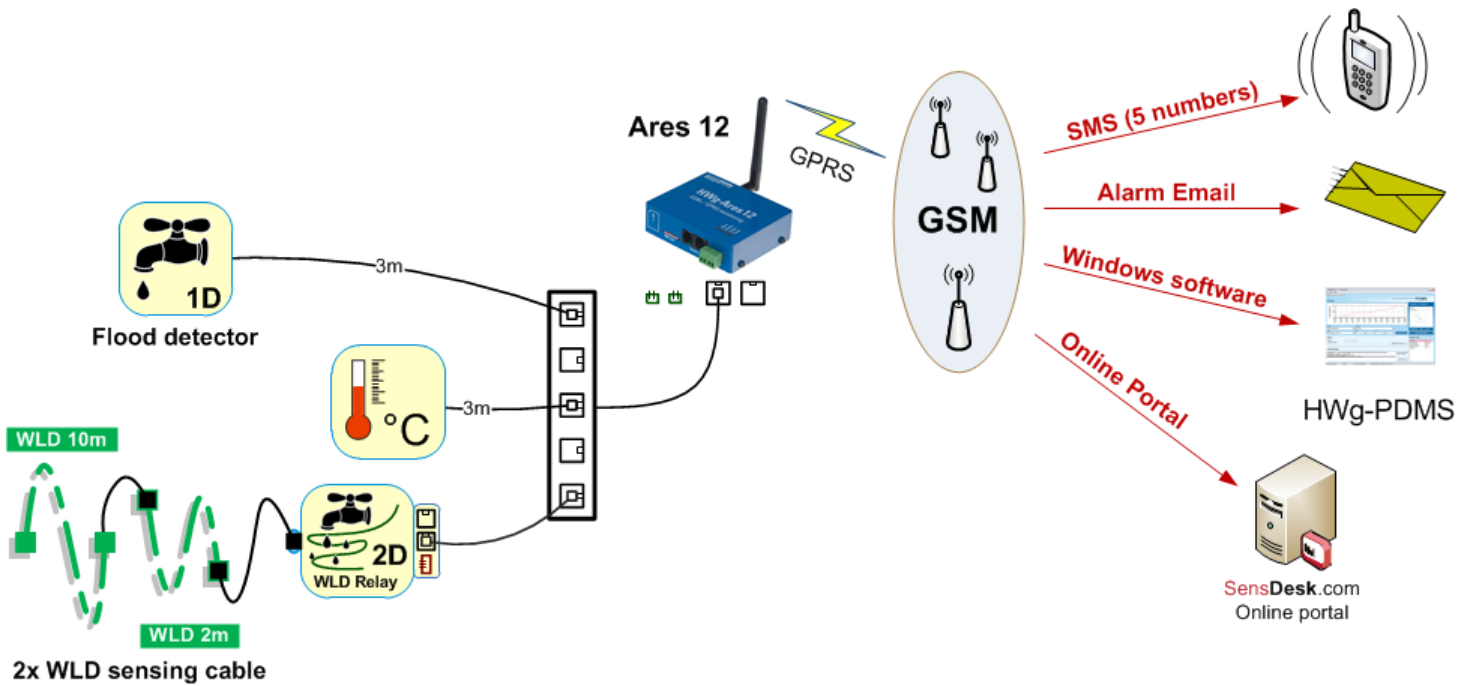
Note: *When mounting on a wall, use the mounting hole for the screw.*

Monitoring the flood detector over LAN



- The water flood sensor connects to the RJ11 connector for 1-Wire UNI sensors.
- Flood detector does not need external power.
- The flood sensor is a spot detector – detects water at a specific point (1D water detection).

Monitoring the flood detector over GSM



- All three sensors are connected to the T-Box hub for 5 RJ11 sensors.
- The sensors are powered from the Ares internal battery even in case of power supply failure.
- Water sensor detects water at one point (on the sensor body).
1D detection indicates water detection at a single point.
- The WLD sensing cable that connects to the “WLD Relay” sensor detects water leak along its entire length.
2D detection indicates the detection of the first water drops in the entire area.

Water flood detection:



Flood detector 1W-UNI 3m

Water flood sensor – spot detector (1D), 1-Wire UNI interface.



HWg-WLD Relay

Detects water along the entire length of the sensing cable (2D). Relay output, 1-Wire UNI interface.



HWg-WLD

LAN sensor to detect water along the entire length of the sensing cable (2D).

Web interface, e-mail, SNMP, SMS GW, etc...



WLD sensing cable A - 2m

Sensing cable to detect water leaks along its entire length (2D).

Connects to “HWg-WLD” or “WLD Relay”.